

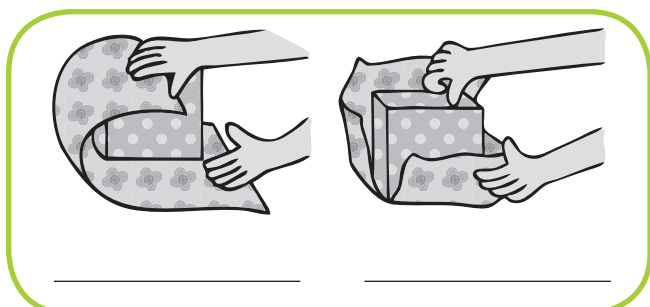

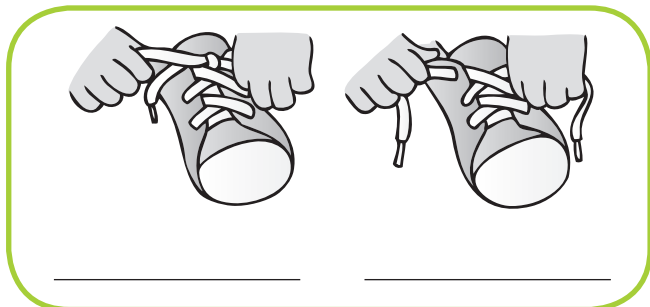



# Making opposites with un



We can add **un** to the beginning of words to show their opposites.

Add the correct labels to these pictures.

wrap    unwrap    happy    unhappy    tidy    untidy  
 tie    untie    zip    unzip    friendly    unfriendly




Use two of the words to complete this sentence.

I \_\_\_\_\_ up my coat when I go outside and  
 \_\_\_\_\_ it when I come back in.



How did you do?

# Using un


Add **un** to the words below to make opposites.  
Draw pictures to go with them.



happy → \_\_\_\_\_happy



bend → \_\_\_\_\_bend



Make these words beginning with **un**. Then use one of the new words to complete the sentence below.

un + kind = \_\_\_\_\_

un + safe = \_\_\_\_\_

It is \_\_\_\_\_ to swim in a river full of crocodiles.

Use **un** to make the opposites of these doing words. Then use one of the new words to complete the sentence below.

un + wrap = \_\_\_\_\_

un + fold = \_\_\_\_\_

I can't wait to \_\_\_\_\_ my birthday present.

How did you do?

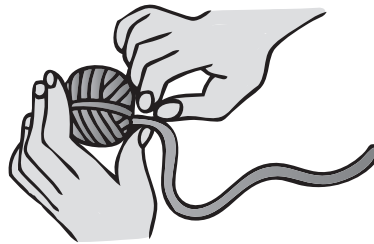


# Making un words

Do the word sums to make these **un** words.

1. un + lucky = \_\_\_\_\_
2. un + wind = \_\_\_\_\_
3. un + tie = \_\_\_\_\_
4. un + screw = \_\_\_\_\_
5. un + fit = \_\_\_\_\_
6. un + sure = \_\_\_\_\_

Use one of the **un** words above to match each picture.



Use some of the words you have made to finish these sentences.

Try making up some of your own sentences using **un** words.



George was \_\_\_\_\_ about how to answer the question.

The team that lost the game were \_\_\_\_\_.

Myla could not \_\_\_\_\_ the cap.

How did you do?

